



# KEYSTONE COMPAC® STRAIGHT SPLIT



## UNIT OF MEASURE

The Unit of Measure for Keystone Compac Straight Split is Each.

## PIECES REQUIRED

Use 2 fiberglass pins per block to connect. For near vertical batter, place pins in front hole location. For 8.5 degree batter, place pins in back hole location. For 4 degree batter, alternate pin location starting with back pin location on first course, front location on second course and alternating on consecutive layers. Alignment pins sold separately.

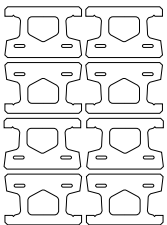
## INSTALLATION

For information on wall heights, consult the product installation guide and technical specifications. Check your local building codes and consult a professional engineer when required.

## PALLET INFORMATION

Sold in full pallets only. Contact your local Barkman sales representative for further details.

## PALLET CONFIGURATIONS








Standard Pallet




Corner Pallet

## SPECIFICATIONS

STANDARD	UNIT		PALLET			
	SIZE (H X W X D)	WEIGHT	LAYERS	UNITS	FACE AREA	WEIGHT
	MM 203 x 457 x 305	KG 35.10	5	40	M2 3.71	KG 1404
	IN 8 x 18 x 12	LB 77			SQFT 40.00	LB 3095
CORNER	UNIT		PALLET			
	SIZE (H X W X D)	WEIGHT	LAYERS	UNITS	FACE AREA	WEIGHT
	MM 203 x 457 x 228.6	KG 47.50	3	24	M2 2.78	KG 1140
	IN 8 x 18 x 9	LB 105			SQFT 24	LB 2513
COPING	UNIT		PALLET			
	SIZE (H X W X D)	WEIGHT	LAYERS	UNITS	FACE AREA	WEIGHT
	MM 101.6 x 457.2 x 355.5	KG 37.0	6	24	LM 10.97	KG 888
	IN 4 x 18 x 14	LB 81			LFT 36	LB 1958
CORNER COPING	UNIT		PALLET			
	SIZE (H X W X D)	WEIGHT	LAYERS	UNITS	FACE AREA	WEIGHT
	MM 101.6 x 457.2 x 355.5	KG 18.5	6	48	LM 10.97	KG 888
	IN 4 x 9 x 14	LB 41			LFT 36	LB 1958
ALIGNMENT PINS	UNIT		PALLET			
	SIZE (H X W X D)	WEIGHT	LAYERS	UNITS	FACE AREA	WEIGHT
	MM 13 x 133	KG 0.04	-	100/ box	M2 -	KG 3.63
	IN 0.5 x 5.25	LB 0.08			SQFT -	LB 8/box


## STANDARD COLOURS




Charcoal



Natural



Graphite




Sierra Grey

**PRODUCT CODES**


COLOURS	ITEM NO. STANDARD	ITEM NO. CORNER	ITEM NO. COPING	ITEM NO. CORNER COPING	ITEM NO. FIBERGLASS PINS
Natural	144487	144491	144495	144551	123168
Charcoal	144488	144492	144496	144552	
Graphite	144489	144493	144497	144553	
Sierra Grey	144490	144494	144498	144554	

**PATTERNS**

**1/2 OFFSET PATTERN**



**KEYSTONE COMPAC STRAIGHT SPLIT W/ HEWNSTONE ACCENT**



**KEYSTONE COMPAC STRAIGHT SPLIT /W SMOOTH ACCENT**

